

PYLE®

PLVS7TN
PLVS7BK
PLVS7GR

User's Manual



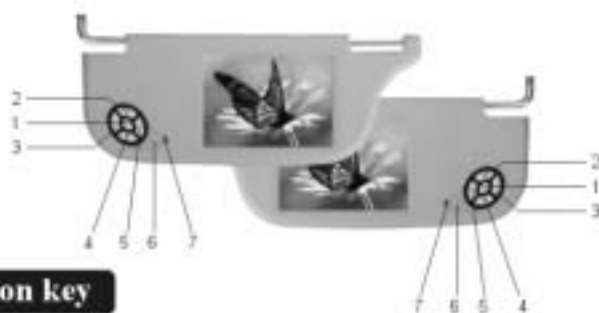
Before operating the Monitor, please read this manual thoroughly and retain it for future reference.

PYLE®

PLVS7TN
PLVS7BK
PLVS7GR

7" TFT LCD SUN VISOR MONITOR

Monitor

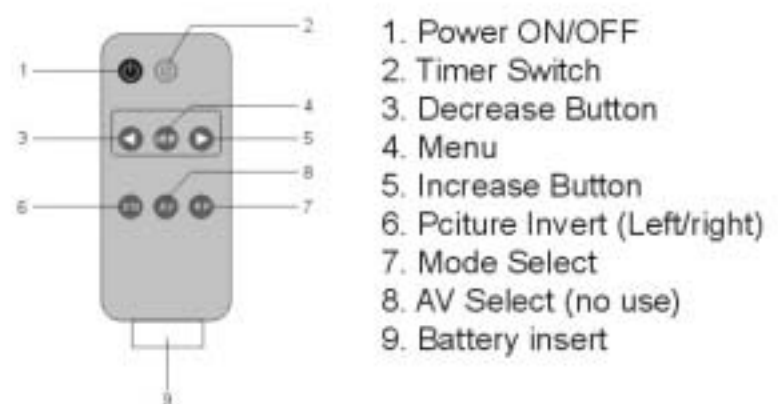
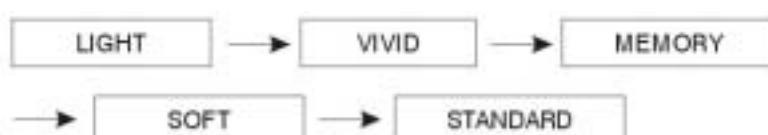


Function key

1. Menu (brightness, color, contrast, tint) Button
2. Increase Button
3. Mode Select
4. Decrease Button
5. Picture Invert (Left/right)
6. Power on/off
7. Remote Control

Operating instructions

- (1) Press MENU button to select brightness, contrast and tint control, Press "+" or "-" to adjust selected option.
- (2) Press P.P to select the image you want from five styles of preset Choices:



Connections

Note: this scheme is only used to VCD/DVD



Scheme 2